


EMPOWER
THE POTENTIAL
2015-2019
FOUR YEAR
PLAN
Year 3



Rocky View Schools is pleased to present its 2015-2019 Four Year Plan - Year 3. As guided by the plan, over the past two years the jurisdiction continues to make progress in building the foundational skills of literacy and numeracy among its 22,700 students, as well as the critical competencies required for them to find information or to develop new ideas and construct meaning by clarifying and expanding their thinking. Honouring the value that all learners deserve to have their needs met through learning communities that value inclusion, diversity, compassion, and fairness, RVS also has continued to expand its services and accommodations to support the whole child - emotionally, academically, and physically.

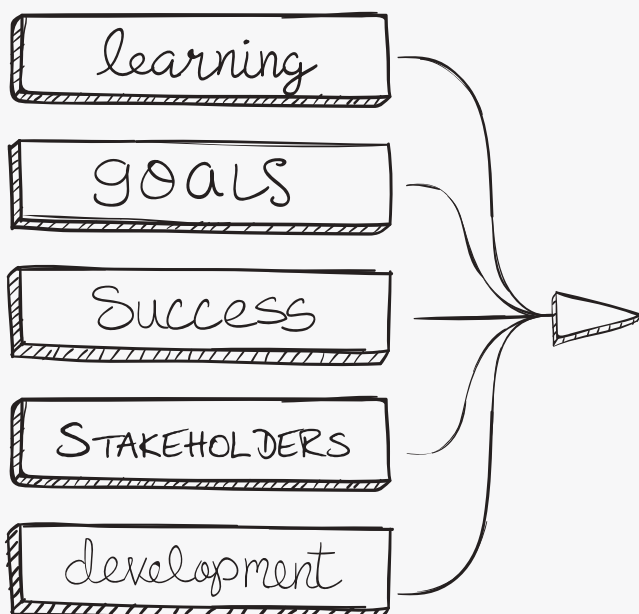
Looking to the future, RVS will continue to direct resources focused on direct classroom supports to enhance student achievement; school-based services for inclusive learning environments; specialized and wrap-around services for student with complex and emotional needs; and literacy, numeracy, and 21st C skills development. We welcome you to join us on our learning journey.



Where LEARNERS are:

 **SUCCESSFUL**  **ENGAGED**  **SUPPORTED** 

The Education Plan for Rocky View Schools for the four years commencing September 1, 2015, was prepared under the direction of the Board of Trustees in accordance with the responsibilities under the School Act and the Fiscal Management Act. This Education Plan is updated annually in the context of the provincial government's business and fiscal plans. The Board of Trustees has used its performance results to develop the Plan and is committed to implementing the strategies contained within the Plan to improve student learning and results. The Board approved the Education Plan for 2015-2019 (Year 3) on April 13, 2017.



Rocky View Schools is committed to working collaboratively with its stakeholders in the planning and delivery of educational services. In addition to copies of this plan being distributed to school councils, staff, and educational and municipal partners, the jurisdiction's 2015-2019 Four Year Plan - Year 3 is accessible through:

- Rocky View Schools' public website
- Rocky View Schools' Education Centre at 2651 Chinook Winds Drive, SW, Airdrie, AB
- Members of the Board of Trustees

School Education Plans are built and shared with school councils and are available at the school, on the school's website, or on the jurisdiction's website.

LEARNERS ARE SUCCESSFUL

OUTCOME:

Learners are literate and numerate.

Performance Measures:

- Percentage of students/FNMI students in who achieved the acceptable standard and standard of excellence on Provincial Achievement Tests (cohort) and Diploma Exams.
- Percentage of students, parents, and staff who agree that students are literate and numerate.
- Divisional performance measures to be identified by Literacy/Numeracy Task Group. (Pending)

Strategy:

~ Develop and implement a system-wide K-12 literacy and numeracy framework.

OUTCOME:

Learners build 21st C competencies (skills and knowledge).

Performance Measures:

- Percentage of teachers, parents, and students who agree students model characteristics of active citizenship.
- Percentage of students, parents, and staff who agree that students are building 21st C competencies.

Strategy:

~ Acquire and apply 21st C competencies across learning disciplines and in a variety of contexts.

OUTCOME:

Learners take ownership of their learning.

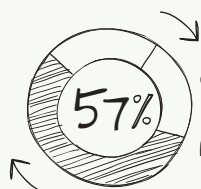
Performance Measures:

- High school completion rate of students/FNMI students within three years of entering Grade 10.
- Annual dropout rate of students/FNMI students aged 14 to 18.
- Percentage of students/FNMI students eligible for a Rutherford Scholarship.
- High school to post-secondary transition rate of students/FNMI students within six years of entering Grade 10.
- Percentage of students, parents, and staff agreement that students take ownership for their learning.
- Percentage of staff that uses balanced assessment practices to support student learning.

Strategy:

~ Enhance balanced assessment practices through reflection, self-awareness, communication, and growth.

3 Literacy Learning Specialists provided professional learning to more than 400 teachers & leaders to support implementation of RVS' Literacy & Numeracy Framework



57% of schools have opened PowerSchool's Parent Portal

100 percent of RVS' K - Gr. 8/9 schools have successfully moved to implementing RVS' standardized report card



MAKE IT VISIBLE

LEARNERS ARE ENGAGED

OUTCOME:

Real-world, hands-on learning experiences engage learners.

Performance Measures:

- Percentage of students and parents who believe teachers help students learn through engaging practices.
- Percentage of students, parents, and staff who agree students are engaged in learning.
- Percentage of staff that understands and uses inquiry and project-based learning.

Strategies:

- ~ Facilitate opportunities for learners to make, create, and do things that matter to themselves and to their communities.
- ~ Provide learning experiences where learners have an active role and voice.

OUTCOME:

Innovation and effective practices enrich learning.

Performance Measures:

- Percentage of teachers, parents, and students indicating that their school and schools in their jurisdiction have improved or stayed the same the last three years.
- Percentage of staff satisfied that professional learning has positively impacted their instruction and/or effectiveness.
- Percentage of students who feel connected, confident, and resilient.

Strategies:

- ~ Facilitate critical reflection to inform teaching practice.
- ~ Improve use and application of data to inform learning and system improvement.

OUTCOME:

Partnerships enhance and fuel learning.

Performance Measures:

- Percentage of teachers and parents satisfied with parental involvement in decisions about their child's education.
- Percentage of staff and parents who agree that the schools build meaningful relationships with home and partnerships with the community.


Strategies:

- ~ Continue to build meaningful relationships between home and school.
- ~ Enhance learning opportunities through partnerships between learners and the community.

Dossier, RVS' student achievement dashboard, was piloted in 4 schools with plans to make it universally accessible by September 2018



32 schools involving 93 teachers and 1400 students are involved in one of three inquiry cohorts



MAKE IT REAL

10 grants totalling \$129,000 were awarded to support RVS' Food for Thought and Healthy Lifestyle Programs, as well as innovative learning initiatives



LEARNERS ARE SUPPORTED

OUTCOME: Learners feel well, safe, valued, and respected.

Performance Measures:

- Percentage of teachers, parents, and students who agree that students are safe at school, learning the importance of caring for others, learning respect for others, and are treated fairly at school.
- Percentage of students, parents, and staff who agree that learning environments are caring, safe, respectful, and promote wellness.

Strategy:

- ~ Enhance staff capacity in the areas of social/emotional supports, mental health, and physical wellness.

OUTCOME: Learning is accessible, individualized, and challenging.

Performance Measures:

- Percentage of teachers, parents, and students satisfied with the overall quality of basic education.
- Percentage of students and staff who agree that they have appropriate technical and learning supports to meet student needs.
- Percentage of parents and staff who agree students with special needs are meeting their learning goals.

Strategies:

- ~ Engage community partners in providing wrap-around services to meet the needs of learners, aged 0 - 21.
- ~ Support the redesign of learning environments to meet the needs of each and every learner.

OUTCOME: Student-centered decisions propel achievement.

Performance Measure:

- Percentage of students, parents, and staff who agree schools have a student-centered focus.

Strategies:

- ~ Examine approaches to better deploy resources in meeting the needs of diverse learners.
- ~ Support schools in the design and retrofit of learning spaces to facilitate active, collaborative, and individualized learning.



316 staff have taken the course "Creating a Culture of Respect for Diverse Sexual Orientations"

1150 staff have been trained in Mandt, a proactive approach to supporting students with behavioural challenges



9 high schools are active participants in the provincial Moving Forward with High School Redesign initiative



Enrolment Pressures



Student population within Rocky View's is continuing to increase by more than 5 percent annually. By September 30, 2016, RVS' student population was 22,712 kindergarten to grade 12 students. The jurisdiction is expected to increase to 30,688 students by 2022. Consequently, RVS is working towards providing adequate educational facilities in several communities within the jurisdiction. The majority of this growth is in the municipalities of Airdrie, Chestermere, and Cochrane.

2018 - 2021 Capital Plan

RVS' current Three Year Capital Plan, for the 2018-2021 budget years, requests 13 new facilities, seven building modernization/replacement schools and two additions. Priorities for the 2018-2019 school year are:

- 1 - New Chestermere K-9
- 2 - New K-9 Airdrie (Kings Heights - south)
- 3 - New K-9 Cochrane (Heritage Hills)
- 4 - New K-5 Airdrie (Bayview)
- 5 - New K-9 Springbank (Harmony Development)
- 6 - Modernization of George McDougall High School (Airdrie)
- 7 - New Langdon High School



Capital and Infrastructure Maintenance and Renewal (IMR)

Approved in January 2017, RVS will complete the following:

- Installation of a new modular onto Rainbow Creek School in Chestermere.
- Replacement of eight modular units at A.E. Bowers School in Airdrie.

Numerous maintenance and renewal projects and minor program renovations also will be completed for September 2017. More information on RVS' Capital Plan is available on the RVS public website. Residents also may call Associate Superintendent of Business and Operations Darrell Couture at 403.945.4008.



Planning Principles

- Consideration given to learning needs of all students.
- RVS' Four Year Plan drives resource allocation.
- School & support service allocations respond to the needs of each school community.
- Balance expenditures within available revenues.
- Accountable for resource allocation.



Assumptions

- Enrolment increase by 1,040 FTE students in 2017-2018.
- Zero percent increase to grants, except IMR funding where RVS received \$730,000 in additional funding.
- Carbon Tax Levy anticipated for fuel and utility to cost \$465,000.

REVENUES \$ TBA

Instruction \$ - TBA
Board & Admin. \$ - TBA
POM \$ - TBA
Transportation \$ - TBA
External Services \$ - TBA



EXPENDITURES \$ TBA

Instruction \$ - TBA
Administration \$ - TBA
POM \$ - TBA
Transportation \$ - TBA
External Services \$ - TBA